

# HEALTH SCREENING

EXECUTIVE PACKAGES



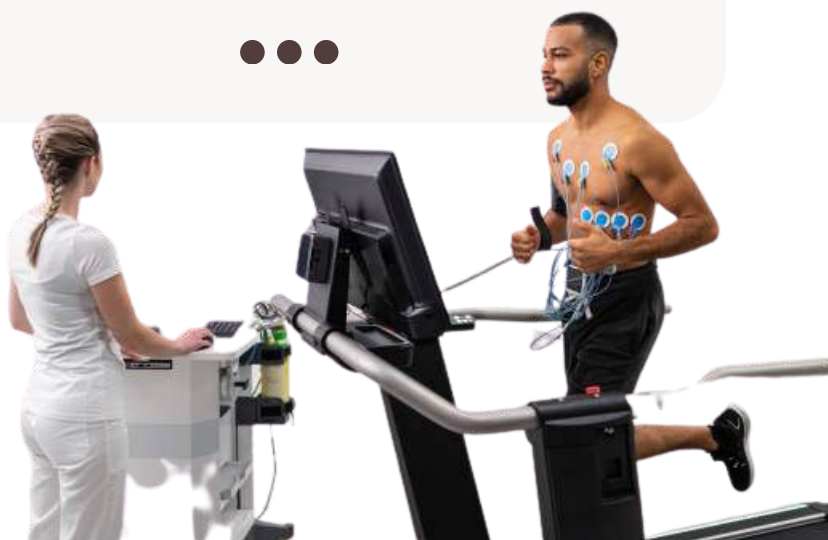
**BOOK NOW**

**MULTICO ASIA  
2025**

# FULL RANGE OF SERVICES

Our centre is fully equipped with the latest medical equipment and services to meet your needs, such as:

- Ultrasounds
- Mammogram
- Treadmill ECG
- Resting ECG
- X-Ray
- Pap Smear / HPV Testing
- Vaccinations
- Blood Tests
- Urine Test / Stool Tests
- Spirometry
- Audiometry
- Digital Retinal Imaging
- Tonometry
- Bone Mineral Densitometry (Heel)
- Tele-consultation



# CUSTOMER CENTRIC

Receive your medical report within **7-working days** and enjoy on-demand Doctor's Tele-consultation for medical review available:

**Mon - Sun**

**(inc. public holidays)**

**8.00am to 12.00 midnight**

so that you never have to leave the comfort of your home.

---

# AN ELEVATED EXPERIENCE

Providing you a range of comprehensive and quality services. Our executive packages have been carefully curated and designed with your **health and concerns** in mind.

**Receive tailored recommendations** during your screening by medical professionals and rest easy as you gain deep insights into your health.





# VITASIGN

\$500 NETT



**BOOK NOW**

## DOCTOR CONSULTATION

## CLINICAL TESTS

Height and Weight  
BMI  
Blood Pressure  
Full Body Composition  
Oxygen Saturation  
Visual Acuity  
Color Blindness

## Kidney Profile

Urea  
Creatinine  
Potassium  
Sodium  
Chloride  
EGFR

## Hepatitis Profile

Hepatitis A  
Hepatitis B

## Thyroid Profile

TSH  
FT4 (If TSH is  $<0.40$  pmol/L or  $>4.70$  pmol/L)

## Bone and Joint Profile

Calcium  
Phosphate  
Uric Acid (Gout)

## Cancer Markers

AFP (Liver)  
CEA (Colon)  
PSA (Prostate)  
CA 125 (Ovarian)

## Hematology

Full Blood Count  
Hb Indices  
ESR  
Peripheral Blood Film

## Urinalysis

Urine FEME

## Stool Analysis

Stool Occult Blood






## Stomach Cancer Screen

*Helicobacter Pylori*

## Heart Screening

C-reactive Protein  
Creatinine Kinase

## CHOOSE 3 OF THE FOLLOWING:

-  TONOMETRY  
Eye Pressure
-  BONE SCAN  
Bone Mineral Densitometry
-  SPIROMETRY  
Lung Function Test
-  ELECTROCARDIOGRAPHY  
Resting ECG
-  CERVICAL CANCER ♀  
Thin Prep Pap Smear  
(recommended every 3 yrs)

## CHOOSE 2 OF THE FOLLOWING:

- Chest Xray
- Ultrasound Carotid
- Ultrasound Prostate ♂
- Ultrasound Pelvis ♀
- Ultrasound Thyroid
- Ultrasound Breast ♀
- Ultrasound Kidney
- Ultrasound Liver (HBS)
- Mammogram ♀

## POST SCREENING DOCTOR CONSULTATION

## PERSONAL REPORT AND LIFESTYLE COUNSELLING

## LABORATORY TESTS

### Liver Profile

Total Bilirubin  
Alkaline Phosphatase  
SGPT (ALT)  
SGOT (AST)  
Gamma GT (GGT)  
Total Protein  
Albumin  
Globulin  
Alb/Glob Ratio

### Diabetes Profile

Blood Glucose  
HbA1c (where applicable)

### Lipid Profile

Total Cholesterol  
HDL Cholesterol  
LDL Cholesterol  
Cholesterol Ratio  
Triglycerides

### Venereal Profile

Syphilis TP Ab

SCANS AND OTHERS

# PRICE LIST

HOP MEDICAL CENTRE



CORPORATE  
RATES

ORCHARD - Palais Renaissance, 390 Orchard Road, #11-03/04, S238871  
TAMPINES - 1 Tampines Central 5, #07-04/05, CPF Tampines Building, Singapore 529508

## ULTRASOUNDS

All procedures and prices exclude  
doctor consultation, if required.

### PELVIS (TRANSABDOMINAL) (F) 骨盆 (经腹) (女)

Uterus, ovaries, cervix, fallopian tube, bilateral adnexa, pouch of douglas

It is commonly used to identify abnormalities in the female reproductive system particularly for the ovaries and uterus such as ovarian cysts or cancer, uterine fibroids or endometrial thickening (which can be a sign of uterine cancer). It is also helpful in the investigation of heavy or painful menstrual bleeding, irregular menses, and infertility.

\$130\*

### BREAST (F) 乳房 (女)

Breasts

An internal scan of the structures of the Breast to diagnose breast lumps or any abnormalities found. This is particularly helpful in younger ladies (< 40 years old) with denser breasts which may not be suitable for mammogram yet, or those who already have a known breast lump for investigation or follow-up.

\$130\*

### PROSTATE (M) 前列腺 (男)

Prostate, seminal vesicles

Examines risk of Prostate cancer, benign prostatic hyperplasia (enlargement of the prostate) or any other prostate-related conditions. If you have a known elevated PSA level, this is also a recommended next step in investigation or monitoring of the prostate.

\$130\*

### THYROID 甲状腺

Thyroid

Monitors and characterizes the swellings found in the Thyroid gland, particularly whether there are any nodules suspicious for cancer, which may need a referral for biopsy.

\$130\*

### KIDNEYS 肾脏

Kidneys, upper urinary tract

A scan that assesses the physical appearance of the Kidneys. An Ultrasound can detect cysts, tumours, and kidney stone disease. It is also useful if you have a history of hematuria (blood in the urine), recurrent UTI (urinary tract infection), or any sudden changes in your renal function in your laboratory results.

\$130\*

### LIVER (HEPATOBIILIARY SYSTEM) 肝脏 (肝胆)

Liver, gallbladder, pancreas

A scan with focus on the Liver, gall bladder and pancreas. Useful for individuals with an abnormal cholesterol or liver function test, this test most commonly detects fatty liver, liver cysts and tumours which may prompt the need for more urgent management.

\$150\*

### FULL ABDOMEN 腹部 (liver+kidneys)

Liver, gallbladder, pancreas, spleen, kidneys

Includes the analysis of the main organs in the abdomen (liver, gall bladder, pancreas, kidneys, and spleen). Useful to complete a more detailed health screening for asymptomatic patients, or those with known blood test abnormalities in the above organ systems (e.g liver function and urine analysis). Detailed evaluation of the stomach and intestines might still require other modes such as CT scan / endoscopy.

\$180\*

### PELVIS (TRANSABDOMINAL + TRANSVAGINAL) (F) 骨盆 (经腹+经阴道) (女)

Uterus, ovaries, cervix, fallopian tube, bilateral adnexa, pouch of douglas

Containing both the transabdominal and transvaginal method, this procedure requires the ultrasound scan probe to be inserted into the vagina, helping to produce clearer images and more definitive information regarding the uterus and ovaries. Might be useful if the pelvis transabdominal scans alone are not able to clearly visualise the organs.

\$210\*

\*PRICE BEFORE GST

## OTHER TESTS

### MAMMOGRAM 乳房X光检查

Breasts

A specialised X-ray of the Breast that aids in early detection of breast cancer. It is usually recommended for women above 50 years of age. For younger women, or those who have known breast diseases, you are recommended to check with your doctor regarding the recommended Breast Screening modality (i.e, an ultrasound or MRI of the Breast may be more suitable)

**\$130\***

### TREADMILL STRESS ECG 心脏压力测试

Electrocardiogram, heart arrhythmia

A form of cardiovascular stress testing that monitors your electrocardiogram (ECG) and blood pressure (BP) levels during increasing difficulties of exercise. This can be useful for select group of patients who may have intermediate risk of coronary artery disease. (Pre-test consent is required, please approach our staff for more information)

**\$200\***

## CLINICAL TESTS

### CHEST X-RAY 胸部X光

Lungs, heart, airways, bones

A basic imaging test that helps detect some abnormalities found in the heart, lungs, blood vessels, airways, the bones of your chest and spine. It can also be helpful as an initial investigation for those with lung related symptoms such as those with chronic cough, fatigue.

**\$30\***

### ECG 心电图

Electrocardiogram, heart arrhythmia

Also known as Electrocardiogram, this test checks the rhythm of your heart and its electrical activity. A resting ECG is a helpful initial test if you have a history of cardiac risk factors (e.g hypertension, high cholesterol / diabetes) or factors predisposing to irregular heart rhythm (eg thyroid, electrolyte / kidney disorder based on your previous blood tests).

**\$30\***

### BONE MINERAL DENSITY 超声骨密度

Heel ultrasound, bone health

A heel ultrasound (non-radiation) screening test will be conducted to measure the calcium density in your bones. It is helpful together with Vit D tests to advise on the need for supplementation to prevent onset of osteoporosis – which is irreversible bone calcium loss. A BMD is also highly recommended for ladies as they prepare to head into menopause.

**\$30\***

### SPIROMETRY 肺活量测试

Lungs, airways

A non-invasive test that is a part of lung function testing by measuring how much air you can breathe out in one forced breath. This is particularly useful for screening for chronic lung disease such as COPD (Chronic Obstructive Pulmonary Disease). If you have not seen a Respiratory Physician recently and have symptoms and risk factors such as a history of smoking, asthma, persistent cough or recurrent unexplained breathlessness, you may benefit from a spirometry.

(N.B. Please refer to our Spirometry Patient Information Sheet for more details and when you should NOT do a spirometry)

**\$30\***

### AUDIOMETRY 听力测试

Ears, hearing

Tests your ability to hear varying types of sound, based on their loudness (intensity) and the speed of sound wave vibrations (tone). This test is useful for adults of any age as it can detect hearing loss at an early stage (before noticeable symptoms) or as part of initial work-up when you are having hearing problems from any cause.

**\$30\***

### TONOMETRY 眼压

Eyes, intra-ocular pressure

A quick scan that checks the intra-ocular pressure of your eyes to see if you're at a risk of glaucoma, the number one leading cause of blindness. Glaucoma is a disease that damages your eye nerves overtime resulting in a loss of vision. Early screening would help to protect your eyesight and slow down the process of vision loss.

**\$30\***

### DIGITAL RETINAL IMAGING (DRI) 视网膜照相

Eye, retina, optic nerves

Also known as a fundus photo, it is a non-invasive, diagnostic tool that produces digital high resolution, colored images of your retina, optic nerve, and blood vessels in the back of your eye. It is able to screen for 3 main eye conditions which are the top causes for vision loss: Glaucoma, Diabetic Retinopathy and Age-related Macular Degeneration (AMD). This is helpful even before you have visual symptoms as these conditions may benefit from early intervention before further irreversible eye damage.

**\$50\***

## Flu (4 in 1) Vaccine

The flu vaccine is a vaccine designed to protect against the influenza virus, which causes the flu. There are several different types of flu vaccines, and they are updated annually to target the strains of the virus that are predicted to be most prevalent during the upcoming flu season.

**\$32.70\***

## ENGRIX B

Hepatitis B can be transmitted through contact with infected blood, semen, or other bodily fluids. It can be transmitted during childbirth, through unprotected sex, or sharing needles, for example. The vaccine is a key tool in reducing the spread of the virus and preventing long-term liver complications.

**\$54.90\***

## CERVARIX

Cervarix used to protect against certain strains of the human papillomavirus (HPV), which can cause cervical cancer and other types of cancers, as well as genital warts. Specifically, Cervarix protects against HPV types 16 and 18, which are responsible for approximately 70% of cervical cancer cases worldwide.

**\$68.00\***

## GARDASIL 9

Gardasil 9 is a vaccine designed to protect against nine types of human papillomavirus (HPV), including those that cause cervical, anal, vulvar, vaginal, and throat cancers, as well as genital warts. It is an improved version of the original Gardasil vaccine, offering broader protection.

**\$260.00\***

## TWINRIX

Twinrix is a combined vaccine that provides protection against hepatitis A and hepatitis B. It is used to help prevent infections from both viruses in one shot. Hepatitis A and hepatitis B are liver infections caused by different viruses, and both can lead to serious health complications, such as liver damage, cirrhosis, and liver cancer.

**\$115.00\***

## PREVENAR

Prevenar is used to protect against infections caused by the bacterium *Streptococcus pneumoniae* (pneumococcus). These infections can lead to serious conditions such as pneumonia, meningitis, and blood infections (sepsis). Pneumococcal disease can be particularly severe in young children, older adults, and individuals with weakened immune systems.

**\$180.00\***

## PNEUMOVAX 23

Pneumovax 23 is an important tool in preventing severe pneumococcal infections, particularly in populations at higher risk, such as older adults and those with chronic health conditions. By providing protection against 23 different strains of *Streptococcus pneumoniae*, the vaccine helps prevent the spread of these bacteria and reduces the incidence of life-threatening infections like pneumonia and meningitis.

**\$100.00\***

# PREPARATION & INSTRUCTIONS

---

## TO BRING

- NRIC/FIN/Passport

## TO PREPARE

- Fast for at least 8 hrs - plain water is allowed
- Omit your diabetic medication till after your appointment
- You may consume all other chronic medication as required.
- Please postpone your appointment if you are unwell.

## URINE TEST

- At least ½ of the bottle
- Take Mid-stream portion
- No fasting required
- No overnight urine
- Urine/Stool to be done at least 5 days after your menstruation ♀

## STOOL TEST

- No fasting required
- Overnight stool is acceptable
- Avoid contact with urine or water
- Using the stick provided, scoop a small amount of stool
- Avoid red meat and iron supplements 3 days before collecting the sample

## TREADMILL

- Avoid caffeinated food and drinks on the day of your test.
- Bring along your sports attire and running shoes.
- You are encouraged to bring a spare set of clothes to change after the test.
- Please inform our doctor in advance if you have any known heart conditions

## TONOMETRY

- Bring along your spectacles (if applicable)
- Remove contact lens 30mins before tonometry

## ECG

- Please wear a 2-piece outfit as electrodes will be placed on your chest.

## PAP SMEAR (FEMALE) ♀

- To be done at least 5 days after your menstruation
- Avoid sexual intercourse, use of creams, medication, spermicides or tampons 2 days prior to your appointment

## MAMMOGRAM (FEMALE) ♀

- If you are pregnant, please avoid this test.
- Examination should be done at least 1 week after your menstruation.
- Avoid perfumes, powders, deodorants and creams at your chest or underarm areas.

## X-RAY

- If you are pregnant, please avoid this test ♀
- Please inform us if you had a chest x-ray in the preceding 6-months.

## ULTRASOUND

- Abdominal / Hepatobiliary System Ultrasound
  - Fast for at least 8 hrs
  - Avoid smoking at least 2hrs before examination
- Prostate / Pelvis Ultrasound
  - Drink 5 to 6 glasses of water 1 hr before your scan
  - Avoid urination, full bladder is required





## POST SCREENING

---

- Your health screening report will be sent to you within 7 working days. (excluding weekends, PH and eve of PH).
- ***Contact us for a post screening review with our Doctor or book for a tele-review.***

## FOOTNOTES

- Kindly arrive on time for your appointment. **Rescheduling** of appointments to be made at least 48 hours in advance us **via 6589 0009**
- Depending on your selected package, your screening may take **between 1 to 3 hrs.**
- A **time chit** can be provided for your screening appointment.
- **If you are pregnant**, it is not recommended to undergo executive health screening.



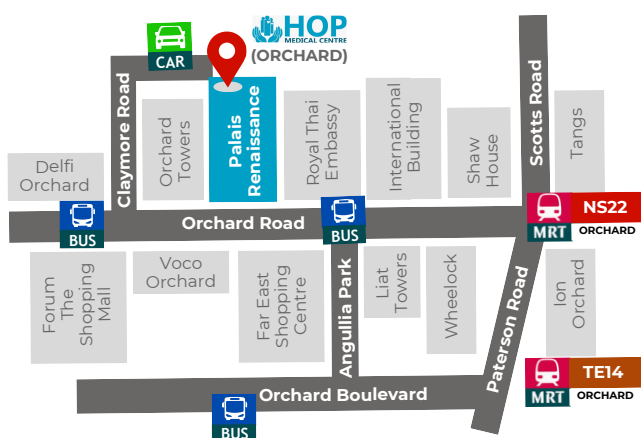


2 one-stop medical centres located at Orchard and Tampines. Fully facilitated for all tests, exams and scans to be completed conveniently under one roof.

## (ORCHARD) HOP MEDICAL CENTRE

390 Orchard Road Palais Renaissance  
#11-03/04 S(238871)

☎ 6589 0009 ✉ Medicalcentre@hop.sg



## NEW (TAMPINES) HOP MEDICAL CENTRE

1 Tampines Central 5 CPF Tampines Building  
#07-04/05 S(529508)

☎ 6589 0002 ✉ tampines@hop.sg



Chest X-Ray



ECG



Ultrasounds



Pap Smear



Mammogram



Treadmill

Mon-Fri : 8.30am - 4.30pm Saturday : 8.30am -11.30am Sunday / PH : Closed